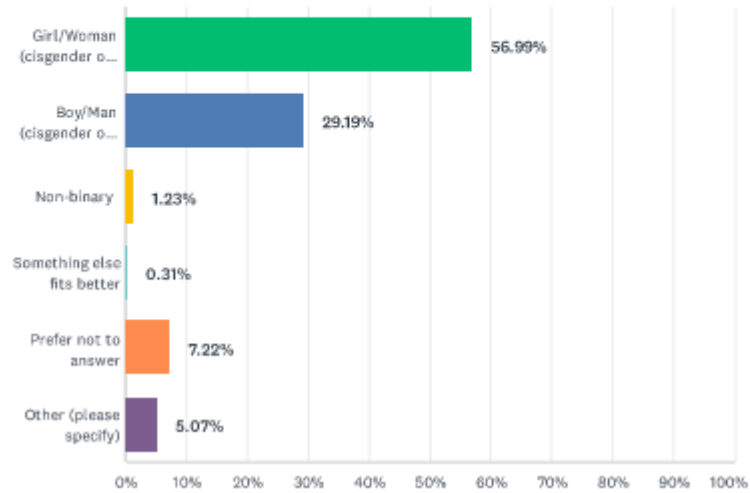


## Q1 To which gender identity do you mostly identify?

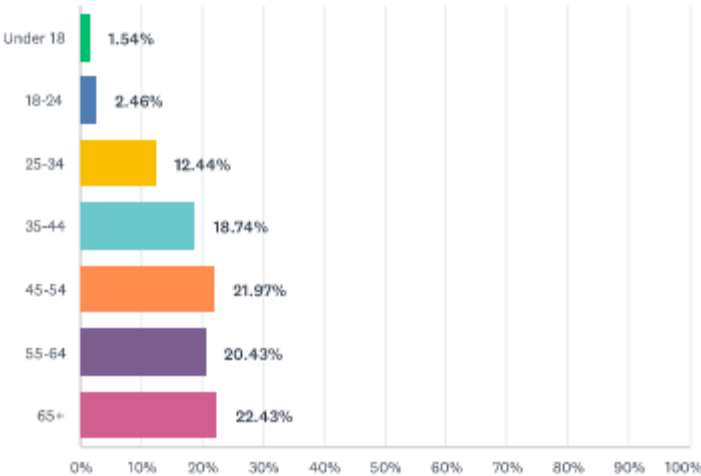
Answered: 651 Skipped: 0



ANSWER CHOICES	RESPONSES	
Girl/Woman (cisgender or transgender)	56.99%	371
Boy/Man (cisgender or transgender)	29.19%	190
Non-binary	1.23%	8
Something else fits better	0.31%	2
Prefer not to answer	7.22%	47
Other (please specify)	5.07%	33
TOTAL		651

## Q2 What is your age?

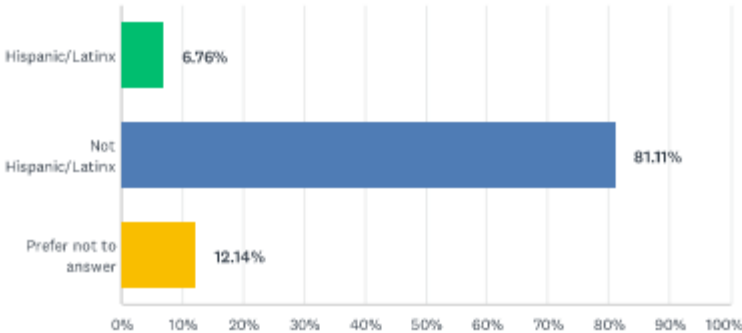
Answered: 651 Skipped: 0



ANSWER CHOICES	RESPONSES	
Under 18	1.54%	10
18-24	2.46%	16
25-34	12.44%	81
35-44	18.74%	122
45-54	21.97%	143
55-64	20.43%	133
65+	22.43%	146
TOTAL		651

Q3 What is your ethnicity?

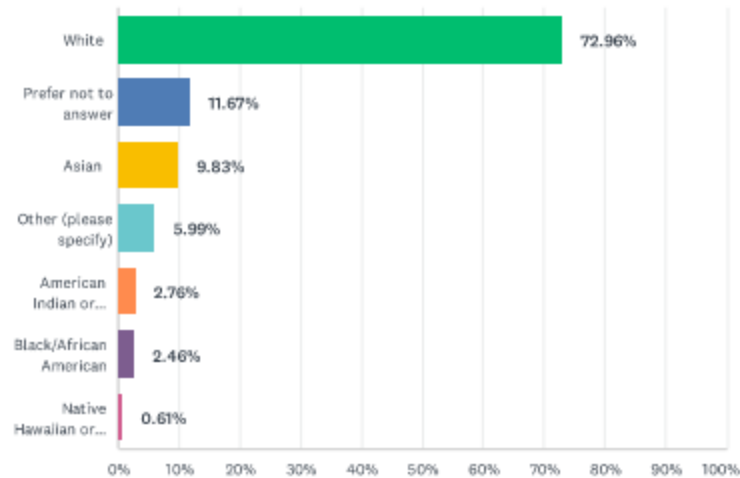
Answered: 651 Skipped: 0



ANSWER CHOICES	RESPONSES	
Hispanic/Latinx	6.76%	44
Not Hispanic/Latinx	81.11%	528
Prefer not to answer	12.14%	79
TOTAL		651

#### Q4 Do you consider yourself...(Please select all that apply.)

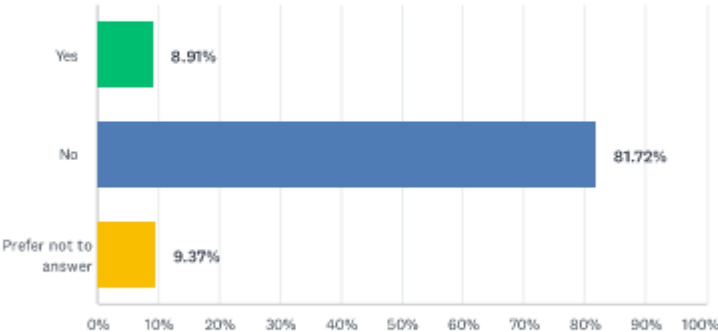
Answered: 651 Skipped: 0



ANSWER CHOICES	RESPONSES	
White	72.96%	475
Prefer not to answer	11.67%	76
Asian	9.83%	64
Other (please specify)	5.99%	39
American Indian or Alaskan Native	2.76%	18
Black/African American	2.46%	16
Native Hawaiian or other Pacific Islander	0.61%	4
Total Respondents: 651		

Q5 Are you part of the LGBTQIA+ community?

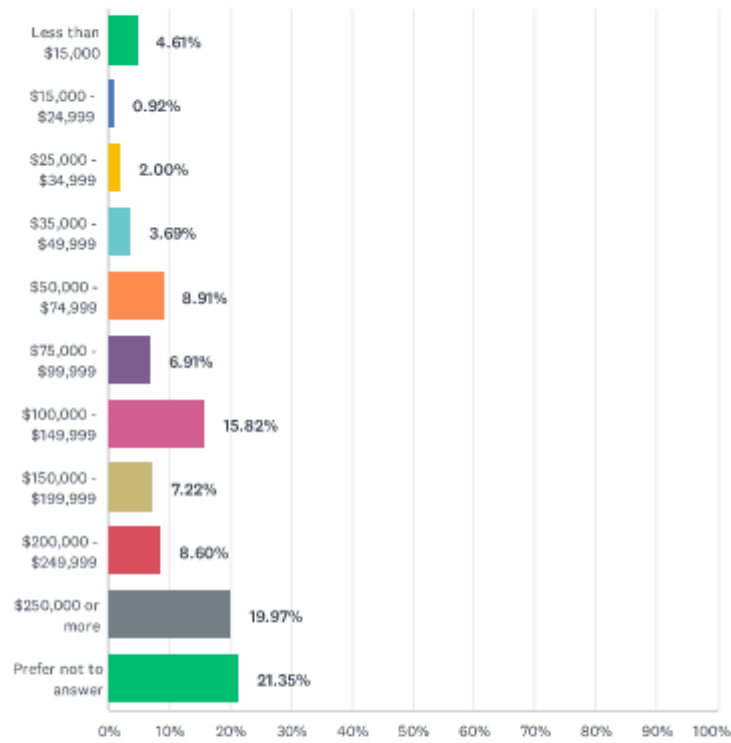
Answered: 651 Skipped: 0



ANSWER CHOICES	RESPONSES	
Yes	8.91%	58
No	81.72%	532
Prefer not to answer	9.37%	61
TOTAL		651

## Q6 What is your household income?

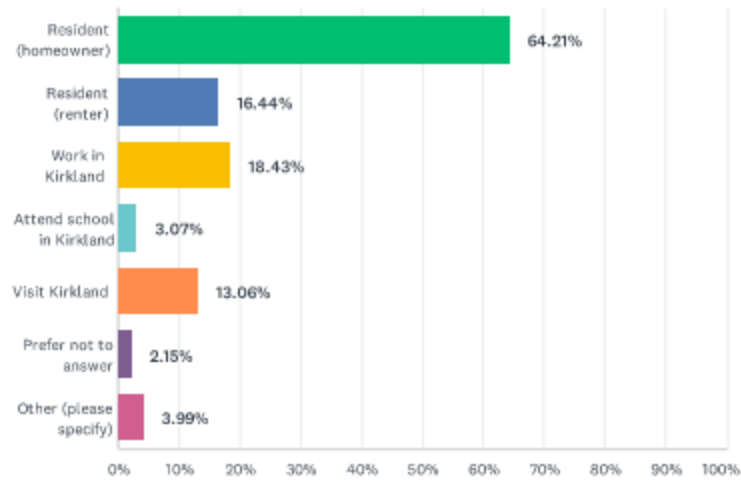
Answered: 651 Skipped: 0



ANSWER CHOICES	RESPONSES	
Less than \$15,000	4.61%	30
\$15,000 - \$24,999	0.92%	6
\$25,000 - \$34,999	2.00%	13
\$35,000 - \$49,999	3.69%	24
\$50,000 - \$74,999	8.91%	58
\$75,000 - \$99,999	6.91%	45
\$100,000 - \$149,999	15.82%	103
\$150,000 - \$199,999	7.22%	47
\$200,000 - \$249,999	8.60%	56
\$250,000 or more	19.97%	130
Prefer not to answer	21.35%	139
TOTAL		651

## Q7 Relationship to Kirkland (Select all that apply)

Answered: 651 Skipped: 0

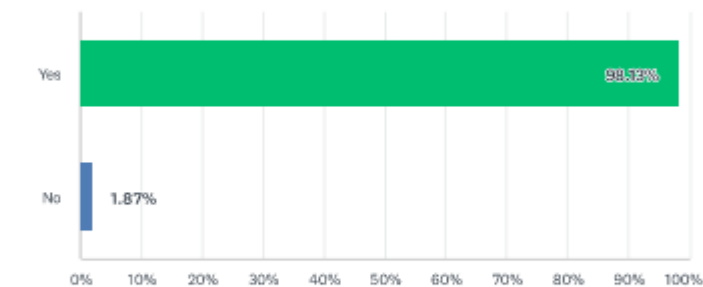


ANSWER CHOICES	RESPONSES	
Resident (homeowner)	64.21%	418
Resident (renter)	16.44%	107
Work in Kirkland	18.43%	120
Attend school in Kirkland	3.07%	20
Visit Kirkland	13.06%	85
Prefer not to answer	2.15%	14
Other (please specify)	3.99%	26
Total Respondents: 651		



Q8 Are you currently housed?

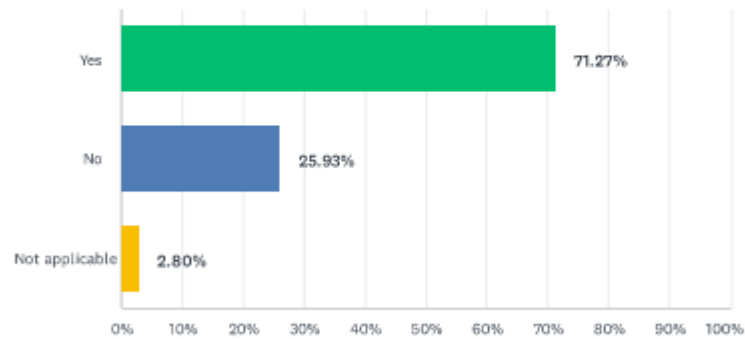
Answered: 643 Skipped: 8



ANSWER CHOICES	RESPONSES	
Yes	98.13%	631
No	1.87%	12
TOTAL		643

## Q9 Have you ever bought or tried to buy a home or condominium in Kirkland?

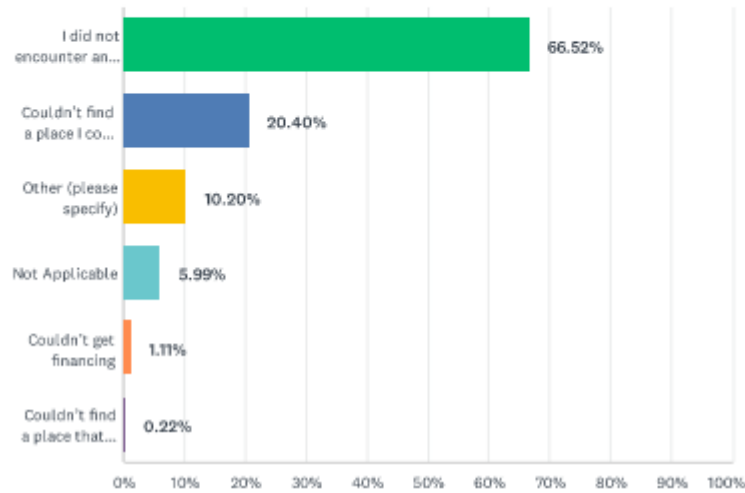
Answered: 644 Skipped: 7



ANSWER CHOICES	RESPONSES	
Yes	71.27%	459
No	25.93%	167
Not applicable	2.80%	18
TOTAL		644

**Q10 When you were trying to buy a home in Kirkland, did you encounter any of the following barriers? (check all that apply)**

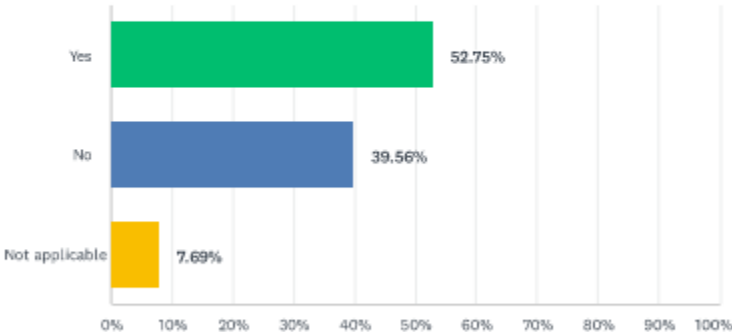
Answered: 451 Skipped: 200



ANSWER CHOICES	RESPONSES	
I did not encounter any barriers	66.52%	300
Couldn't find a place I could afford	20.40%	92
Other (please specify)	10.20%	46
Not Applicable	5.99%	27
Couldn't get financing	1.11%	5
Couldn't find a place that is Americans with Disabilities Act (ADA) accessible or could accommodate my disability	0.22%	1
Total Respondents: 451		

Q11 Have you ever rented or tried to rent a home or apartment in Kirkland?

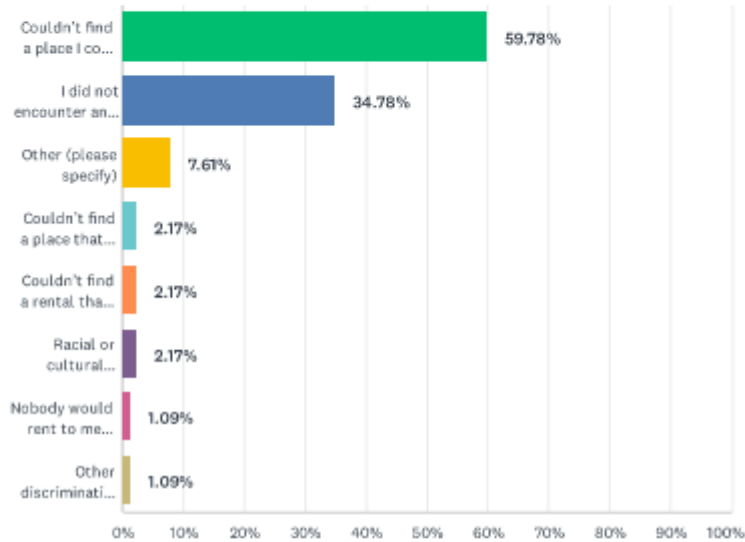
Answered: 182 Skipped: 469



ANSWER CHOICES	RESPONSES	
Yes	52.75%	96
No	39.56%	72
Not applicable	7.69%	14
TOTAL		182

**Q12 When you were trying to rent in Kirkland, did you encounter any of the following barriers? (check all that apply)**

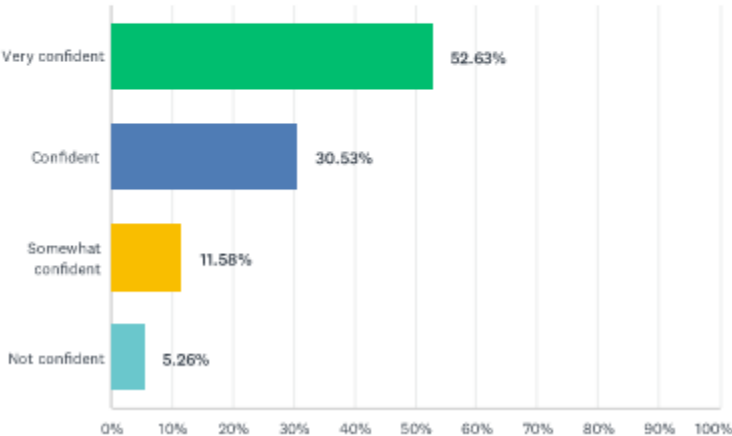
Answered: 92 Skipped: 559



ANSWER CHOICES	RESPONSES	
Couldn't find a place I could afford	59.78%	55
I did not encounter any barriers	34.78%	32
Other (please specify)	7.61%	7
Couldn't find a place that is ADA accessible or could accommodate my disability	2.17%	2
Couldn't find a rental that would accept Section 8 housing vouchers or other subsidy	2.17%	2
Racial or cultural discrimination	2.17%	2
Nobody would rent to me because of past evictions	1.09%	1
Other discrimination	1.09%	1
Total Respondents: 92		

Q13 How confident are you that your household will be able to pay your next rent payment on time?

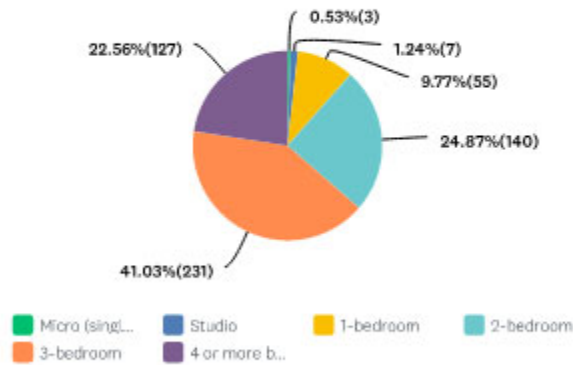
Answered: 95 Skipped: 556



ANSWER CHOICES	RESPONSES	
Very confident	52.63%	50
Confident	30.53%	29
Somewhat confident	11.58%	11
Not confident	5.26%	5
TOTAL		95

## Q14 What size home do you currently require?

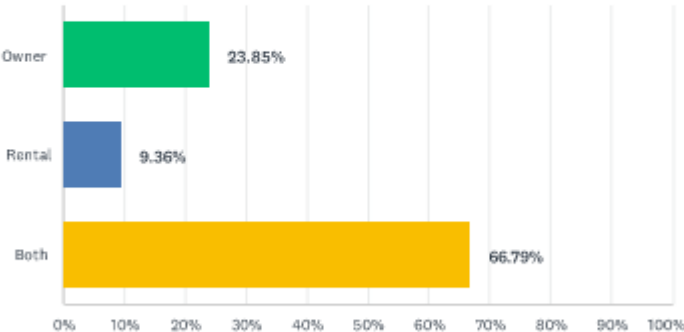
Answered: 563 Skipped: 88



ANSWER CHOICES	RESPONSES	
Micro (single room) apartment	0.53%	3
Studio	1.24%	7
1-bedroom	9.77%	55
2-bedroom	24.87%	140
3-bedroom	41.03%	231
4 or more bedrooms	22.56%	127
TOTAL		563

Q15 Should Kirkland's policies and actions focus on future owner or rental housing?

Answered: 545 Skipped: 106

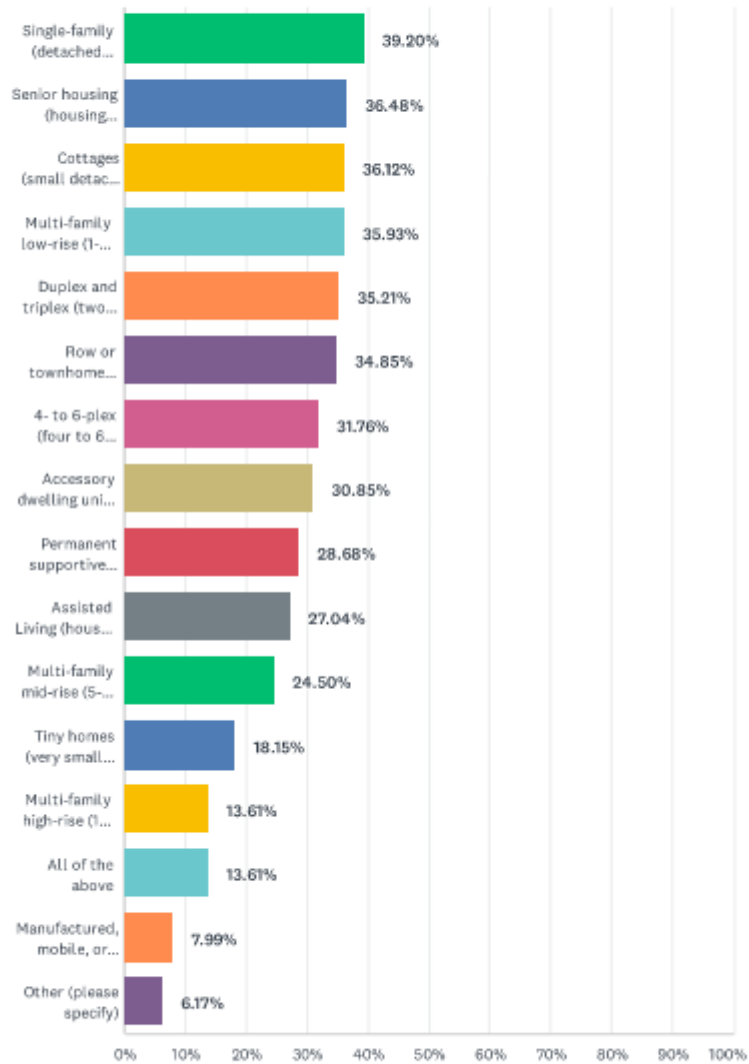


ANSWER CHOICES	RESPONSES	
Owner	23.85%	130
Rental	9.36%	51
Both	66.79%	364
TOTAL		545



## Q16 Which housing types are currently most needed in Kirkland? (check all that apply)

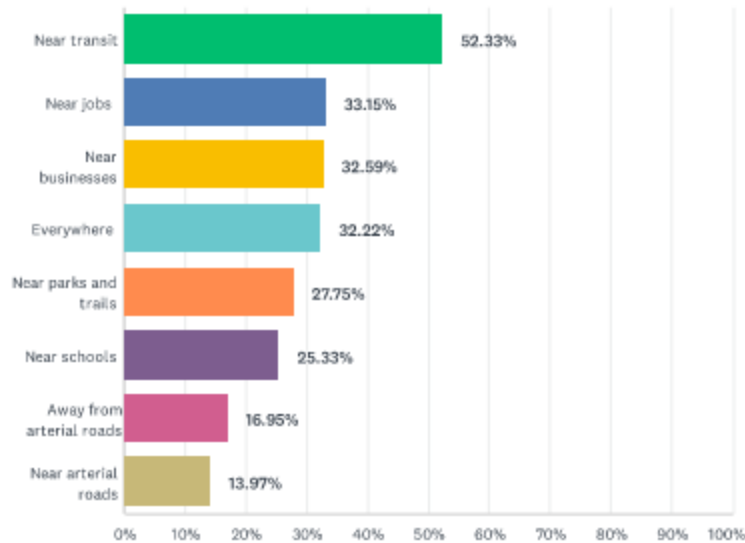
Answered: 551 Skipped: 100



ANSWER CHOICES	RESPONSES	
Single-family (detached housing on separate lot)	39.20%	216
Senior housing (housing suitable for needs of aging population)	36.48%	201
Cottages (small detached house)	36.12%	199
Multi-family low-rise (1-4 stories of housing)	35.93%	198
Duplex and triplex (two and three attached or stacked houses)	35.21%	194
Row or townhome housing	34.85%	192
4+ to 6-plex (four to 6 attached or stacked houses)	31.76%	175
Accessory dwelling units (small backyard cottage)	30.85%	170
Permanent supportive housing (housing and social service for people transitioning from houselessness)	28.68%	158
Assisted Living (housing for people with disabilities or for adults who cannot or who choose not to live independently)	27.04%	149
Multi-family mid-rise (5-9 stories of housing)	24.50%	135
Tiny homes (very small detached housing)	18.15%	100
Multi-family high-rise (10 or more stories of housing)	13.61%	75
All of the above	13.61%	75
Manufactured, mobile, or modular housing (prefabricated offsite and assembled on-site)	7.99%	44
Other (please specify)	6.17%	34
Total Respondents: 551		

## Q17 Where would you like to see more housing? (check all that apply)

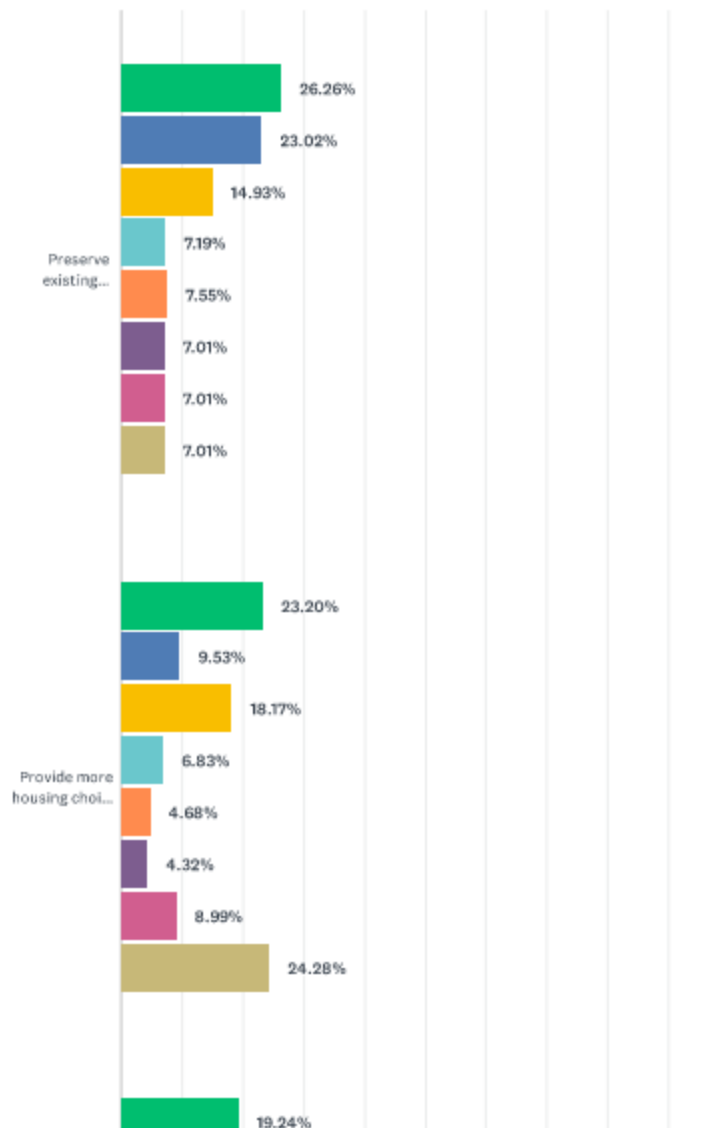
Answered: 537 Skipped: 114

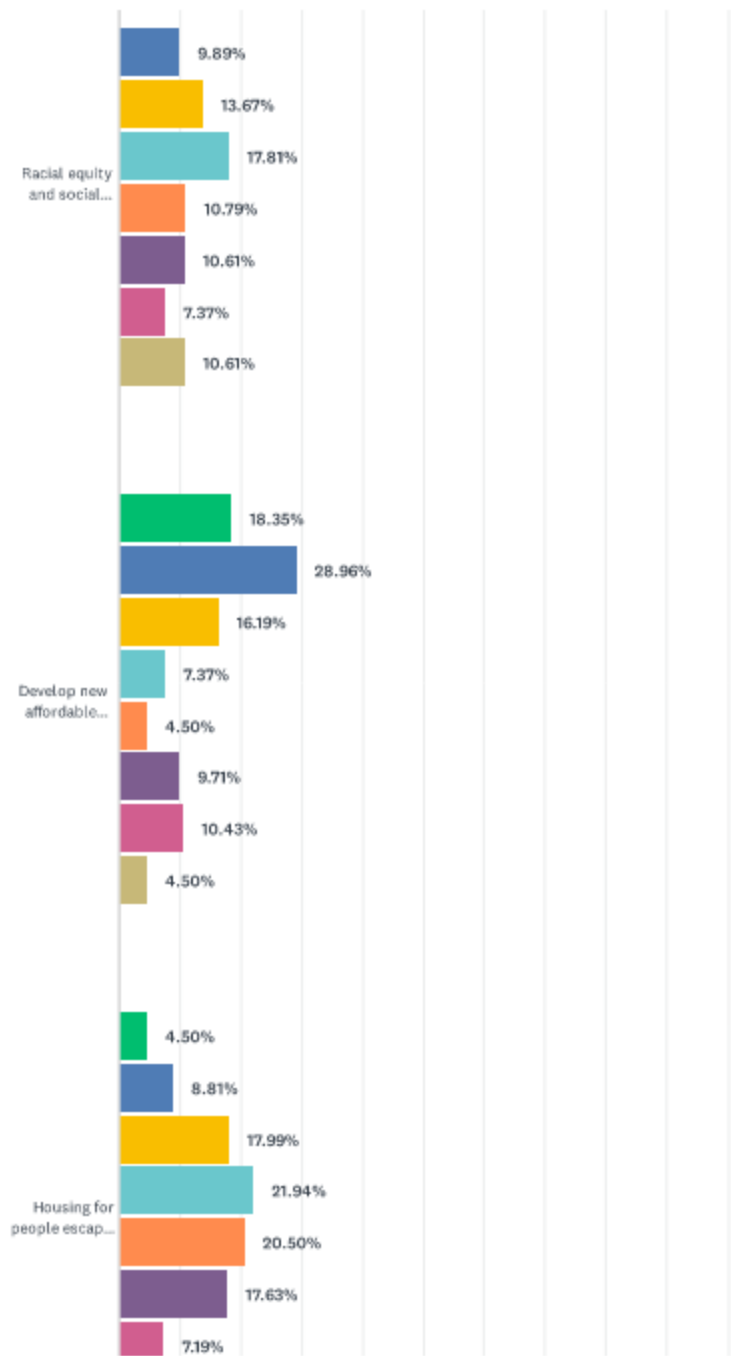


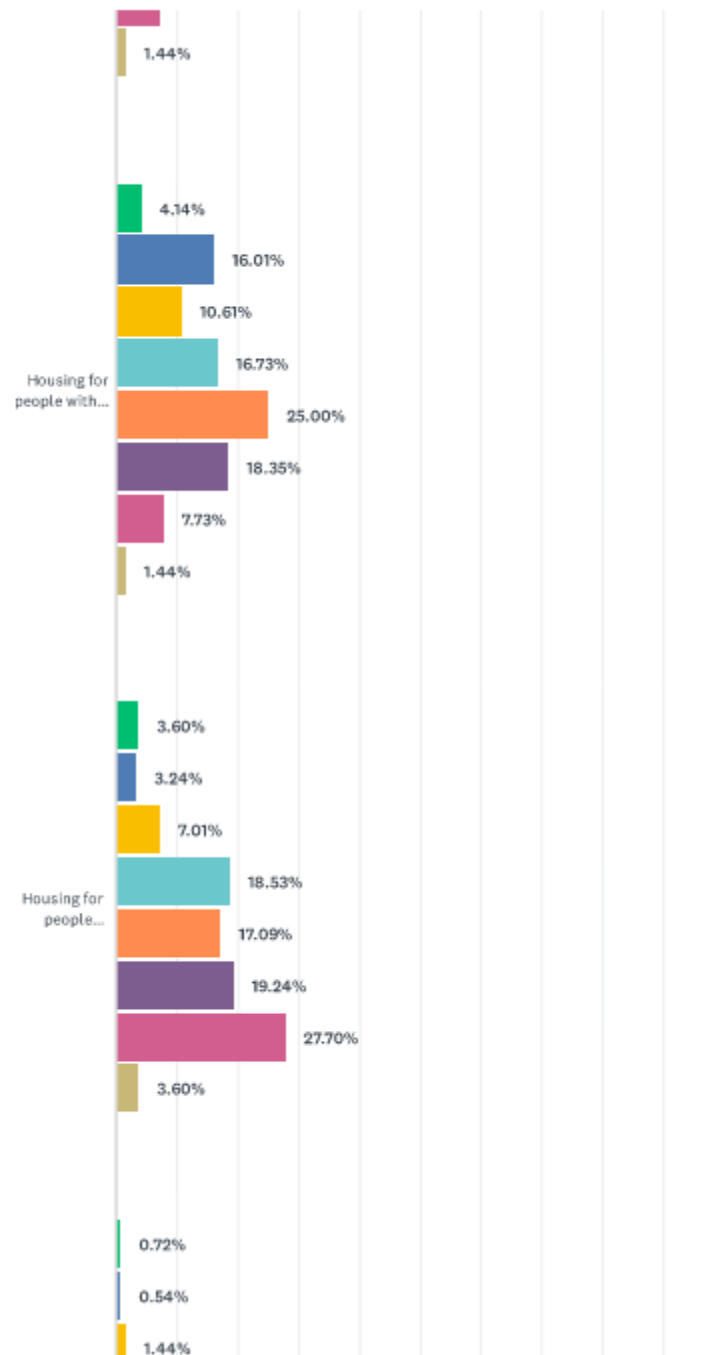
ANSWER CHOICES	RESPONSES	
Near transit	52.33%	281
Near jobs	33.15%	178
Near businesses	32.59%	175
Everywhere	32.22%	173
Near parks and trails	27.75%	149
Near schools	25.33%	136
Away from arterial roads	16.95%	91
Near arterial roads	13.97%	75
Total Respondents: 537		

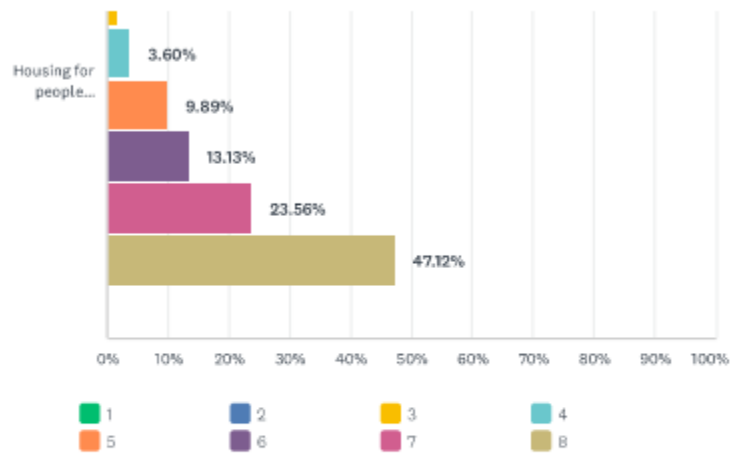
Q18 Please rank the following housing policies in the order you feel Kirkland should prioritize them throughout the City. (1 as the highest priority; 8 as lowest priority)

Answered: 556 Skipped: 95





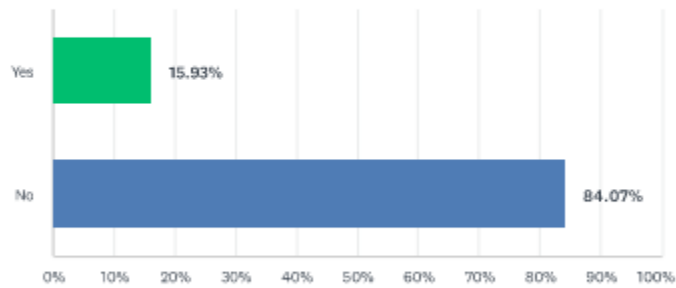




	1	2	3	4	5	6	7	8	TOTAL	SCORE
Preserve existing affordable housing	26.26% 146	23.02% 128	14.93% 83	7.19% 40	7.55% 42	7.01% 39	7.01% 39	7.01% 39	556	5.69
Provide more housing choices	23.20% 129	9.53% 53	18.17% 101	6.83% 38	4.68% 26	4.32% 24	8.99% 50	24.28% 135	556	4.69
Racial equity and social justice in housing	19.24% 107	9.89% 55	13.67% 76	17.81% 99	10.79% 60	10.61% 59	7.37% 41	10.61% 59	556	4.95
Develop new affordable housing	18.35% 102	28.96% 161	16.19% 90	7.37% 41	4.50% 25	9.71% 54	10.43% 58	4.50% 25	556	5.56
Housing for people escaping domestic violence	4.50% 25	8.81% 49	17.99% 100	21.94% 122	20.50% 114	17.63% 98	7.19% 40	1.44% 8	556	4.66
Housing for people with mental or physical disabilities	4.14% 23	16.01% 89	10.61% 59	16.73% 93	25.00% 139	18.35% 102	7.73% 43	1.44% 8	556	4.64
Housing for people transitioning out of homelessness	3.60% 20	3.24% 18	7.01% 39	18.53% 103	17.09% 95	19.24% 107	27.70% 154	3.60% 20	556	3.71
Housing for people transitioning out of the prison system	0.72% 4	0.54% 3	1.44% 8	3.60% 20	9.89% 55	13.13% 73	23.56% 131	47.12% 262	556	2.09

Q19 Do you need or feel like you need access to affordable housing or housing assistance?

Answered: 546 Skipped: 105

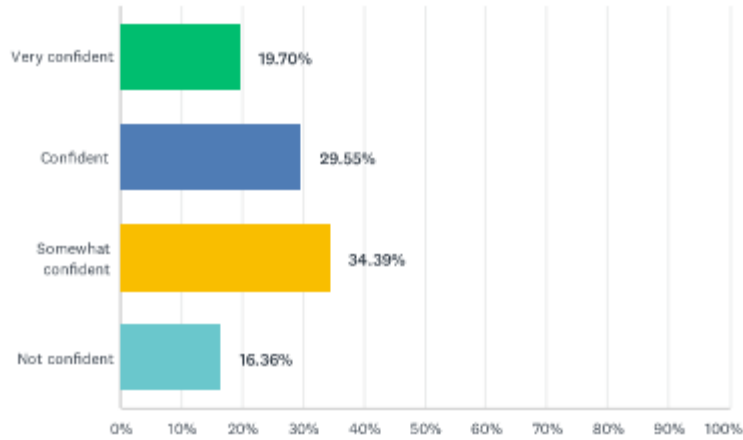


ANSWER CHOICES	RESPONSES	
Yes	15.93%	87
No	84.07%	459
TOTAL		546



**Q20 How confident are you that you will be able to access human services during a time of need? See this link for more information.**

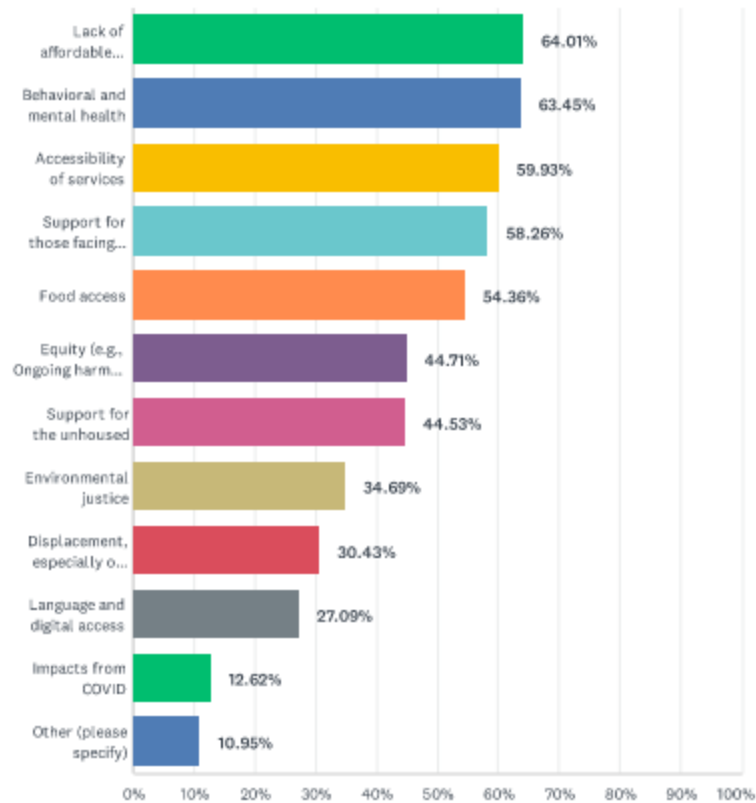
Answered: 538 Skipped: 113



ANSWER CHOICES	RESPONSES	
Very confident	19.70%	106
Confident	29.55%	159
Somewhat confident	34.39%	185
Not confident	16.36%	88
TOTAL		538

**Q21 Which topics should the City address in planning for Human Services? (check all that apply)**

Answered: 539 Skipped: 112



ANSWER CHOICES	RESPONSES	
Lack of affordable childcare	64.01%	345
Behavioral and mental health	63.45%	342
Accessibility of services	59.93%	323
Support for those facing housing insecurity	58.26%	314
Food access	54.36%	293
Equity (e.g., Ongoing harm to communities of color related to unfair housing policies and practices based on race)	44.71%	241
Support for the unhoused	44.53%	240
Environmental justice	34.69%	187
Displacement, especially of communities of color	30.43%	164
Language and digital access	27.09%	146
Impacts from COVID	12.62%	68
Other (please specify)	10.95%	59
Total Respondents: 539		